



EXPOSURE

Wasatch Camera Club Newsletter



Ascension by Veloy Cook
Best in Show

Highlights In This Issue...

- * About the Cover Image
- * Member Profile
- * Competition Results
- * Creative Corner
- * Field Trips/Overnight Trips
- * & Much More...

Table of Contents

- [Page 3](#)...About the Cover Image
- [Page 4](#)...WCC Member Profile
- [Page 5](#)...2023/2024 Season – Annual Awards
- [Page 9](#)...Competition Recap
- [Page 15](#)...Member Recognition
- [Page 16](#)...Article: Shooting by Instinct
- [Page 18](#)...PSA News
- [Page 20](#)...Exhibit Recap
- [Page 21](#)...Creative Corner
- [Page 25](#)...Presentations & Workshops
- [Page 26](#)...Field Trips
- [Page 33](#)...Shutter Up Socials
- [Page 34](#)...News You Can Use
- [Page 35](#)...Resources
- [Page 36](#)...About WCC

Current/Upcoming Events

- ✦ **November 1 - December 4**
[Thankful November](#)
- ✦ **November 20 / 6:30pm - 8:30pm**
[Shutter Up Social – Wheels](#)
- ✦ **December 4 / Time TBD**
[Grateful Share Zoom Meeting](#)
- ✦ **November 16 - 19, 2025**
[Cypress Swamps and Bayou Beauty – Caddo Lake](#)



Photo Credit: Longin Lonczyna

Annual Meeting Recap

A Year's Worth of Success!

- ✦ New website launched - July 2024
- ✦ 40 different events / 821 registrations
- ✦ Exhibits to Workshops (8 different types)
 - 4 Exhibits / 142 registrations
 - 13 Field Trips / 252 registrations
 - 1 On Assignment / 11 registrations
 - 1 Overnight Field Trip / 19 registrations
 - 4 Presentations / 97 registrations
 - 9 Social Events / 103 registrations
 - 2023 Annual Meeting/ 29 registrations
 - 7 Workshops / 168 registrations
- ✦ Facebook reach & visits up 150% & 463%
- ✦ Instagram reach & visits up 276% & 531%
- ✦ PSA Interclub Competition rankings up

[CLICK HERE](#) to view the annual meeting presentation.

2024/2025 Competition Themes

[September](#)...Doors, Windows & Gates
COMPLETE

[November](#)...Feet, Hands & Hair

January...Natural Patterns

March...Humorous

May...Rain



About the Cover Image

Ascension (Neemrana Stepwell) by Veloy Cook



Our car rattled down a dusty street and somewhat of a surprise, we pulled over to the side of a very unassuming dirt road. Looking around I did not see anything special or remarkable. Only a few dilapidated concrete walls with faded yellow and blue paint peeling were to be seen. I had no idea of the magical gem that was hidden away only a few dusty steps away. Without any fanfare we passed through a gap in a masonry wall and splayed out before me was this incredible stepwell. I was stunned to see such a majestic creation so neglected and abused, yet still so solid. This stepwell is around 200 steps deep which is about 100 feet deep. That is 10 stories deep! They are still working to find the bottom. I was immediately entranced by the beautiful architecture and repeating patterns. The grandeur and scale of the structure was simply awe-inspiring.

Built in the 17th century this stepwell is an engineering masterpiece. Descending into the cool unlit bowels of this stepwell, with no small amount of trepidation, I had to slowly creep down the crumbling old ledge on the left side. All of the time praying that the several hundred year old rock shelf that I was shuffling along did not break out below me. At times holding onto the bamboo scaffolding poles, I made my way slowly and cautiously. I could see the alcove on the back side and believed that it would make the perfect frame for the scene. As I reached the alcove and turned around I was greeted with such a spectacular scene of rhythm and light and pattern that I was mesmerized. One of the things that I love most about photography is that whenever I look upon one of my images I immediately relive the experience of photographing it. I could feel the cool and damp air drifting along my skin, the smell of earth permeated my senses as they were excavating the bottom. I remember the feeling of discovering this wonderful place with a great friend and the awe that we both shared for this spectacular place. I absolutely love the photo, but I truly treasure the memory and experience of being there.



Member Profile – Laurie Pezel



Lauree is a relatively new member of the club and an active contributor to the Wasatch Camera Club's Member Page on Facebook. Her comments have been edited for length and clarity. - Greg Smith, Board Director & PSA Chair

I've been a member of the Wasatch Camera Club for about six months. I joined because the club organizes outings to various places, which was exactly what I was looking for. I wanted to meet other photographers, exchange ideas, and also help others.

I bought my first DSLR during COVID, thinking it was a good time to learn photography while socially distancing. My first camera was a Nikon D7500, which I still use, but I initially struggled to learn how to use it, especially since I wasn't aware of online resources like YouTube. Before this, I only had a point-and-shoot camera, which I used to photograph my kids when they were in 4-H with their horses. After they stopped, I didn't touch a camera again until the pandemic.

After COVID, I looked online for photography clubs and discovered the Utah Lake Photography Club. While browsing through members, I noticed Barbara Johnson, who was raised in a town with the same name as my maiden name. We connected, and she became my mentor. Even though she primarily focuses on landscapes, while I'm passionate about wildlife, she took me to Utah Lake and introduced me to bird photography. Barbara has been a great friend, and we've spent a lot of time shooting together.

Wildlife photography is my passion. I remember my first attempt at photographing ducks as they spread their wings, not knowing anything about shutter speed, ISO, or f-stops. It was challenging to capture those wings without blur, but I kept at it. Now that I'm semi-retired, I have four days a week to go out and shoot.

Photography has brought a profound sense of meaning to my life, giving me immense happiness. I especially enjoy watching birds, their babies, and learning about their behaviors. Before they put up the fence at Farmington Bay, my dog and I would sit on a hill for hours, observing the herons. This year, I spent many hours watching Burrowing Owls and their growing babies, which has been incredibly fun and relaxing.

My dog has become a recognizable companion during my outings. People often recognize me because she's always by my side. My favorite places to shoot include the Jordan River, Lee Kay Ponds, Farmington Bay, Bear River Bird Refuge, and Beus Pond. Farmington Bay was my favorite spot until construction last year disrupted many birds. However, I had an unforgettable experience photographing my first eagle on the ice there.

In addition to wildlife, I've become passionate about photographing wild mustangs. It's fascinating to learn their names and behaviors, though I also worry about their fate during roundups. I also do sports photography for my granddaughter's team and capture my daughter's rodeos and barrel racing events. I now own a Nikon D500 and a Canon 90D, which I use for sports photography.

You can find my work on Facebook and Instagram under Lauree Pezel, or at Pezelphotography, where I showcase my photos and awards from online contests.



2023/2024 Season - Annual Awards

Photographer of the Year – Stephen Clayson

Photographer of the Year is the competitor who has amassed the highest point score over the season. Each first place image is awarded 10 points, second place 8 points, 6 points for third, and Honorable Mentions receive 4 points. Entries which do not place are given 1 point per image.



We asked Stephen to tell us about himself and what influences his photography...

Thanks to the WCC for making me try new things and stretching my efforts in photography. As you all know, it is a real joy to be out with our cameras capturing images that have significance to us. The camera club "forces" (encourages/challenges) us to go places photographically that we might not otherwise go, either geographically or topically. This can only help us improve and I thank the club for that encouragement and self-improvement. Thanks to all those who organize contests, field trips, socials, newsletters, social media, our finances, educational activities, meet-ups, etc. It is a pleasure to be associated with all of you and in the Wasatch Camera Club.



First Light on the Butte



Charcoal Kilns Under a Full Moon



Grand Teton Reflection
Best of Show

Photo Credits: Stephen Clayson

2023/2024 Season Annual Awards (cont.)

Competition Awards

Competition Awards are based on the total points earned. Congratulations to the following club members that had the top three scores for open and assigned themes.

Intermediate



Jennifer House
First Place – Open
Second Place – Assigned
(Moving up to *Advanced Division*)



Andrea Dahl
First Place – Assigned
Third Place – Open



Dawn Griffith
Third Place – Assigned



Tammy Stoner
Second Place – Open

2023/2024 Season Annual Awards (cont.)

Advanced



Cindy Costa
Third Place – Open
Third Place – Assigned




Photo Credit: Joe McNally

Randy Gerdes
First Place – Assigned



Paul Baird
First Place – Open
Second Place – Assigned
(Moving up to *Masters Division*)



Brent Ovard
Second Place – Open

2023/2024 Season Annual Awards (cont.)

Masters



Stephen Clayson
First Place – Assigned & Open



Veloy Cook
Second Place – Assigned & Open



Keith Hill
Third Place – Open



Greg Smith
Third Place – Assigned



Competition Recap

September Results – Doors, Windows, Gates

Intermediate – First Place



Old and New by Robert Galloway

Award	Title	Member
1	Old and New	Robert Galloway
2	Entrance to Heaven	Tammy Stoner
3	Windows or mirrors	Robert Galloway
HM	Hay Loft Door	Andrea Dahl

[CLICK HERE](#) to view all Competition Submissions

September Results – Doors, Windows, Gates (cont.)

Advanced – First Place



Windowshades by Randy Gerdes

Award	Title	Member
1	Windowshades	Randy Gerdes
2	The Desert Breeze	Randy Gerdes
3	Window in Time	Susan Jones
HM	Watching You Watching Me	Jason Hutchinson

[CLICK HERE](#) to view all Competition Submissions

September Results – Doors, Windows, Gates (cont.)

Masters – First Place




Ascension by Veloy Cook
Best of Show

Award	Title	Member
1	Ascension - Best of Show	Veloy Cook
2	Next Steps	Keith Hill
3	Waiting for Customers	Paul Baird
HM	Sunrise Salutation	Veloy Cook

[CLICK HERE](#) to view all Competition Submissions

September Results – Open

Intermediate – First Place



Reflections of the Feeling
by Dawn Griffith

Award	Title	Member
1	Reflections of the Feeling	Dawn Griffith
2	Sense of Potential	Dawn Griffith
3	Hanging On	Tammy Stoner
HM	Peek-a-Boo Baby	Andrea Dahl

[CLICK HERE](#) to view all Competition Submissions

September Results – Open (cont.)

Advanced – First Place



Vapor by Brent Ovard

Award	Title	Member
1	Vapor	Brent Ovard
2	P-51 Mustang Gunfighter	Brent Ovard
3	No Fish Left Behind	Paul Bradley
HM	Desert Fire	Randy Gerdes

[CLICK HERE](#) to view all Competition Submissions

September Results – Open (cont.)

Masters – First Place



Bridals by Paul Baird

Award	Title	Member
1	Bridals	Paul Baird
2	Nice View; Needs Work	Stephen Clayson
3	Death Valley Sunset	Stephen Clayson
HM*	Airborne	Keith Hill
HM*	Surreal Fall	Paul Baird

* Two-way tie



Member Recognition

Congratulations to Linda Dalton Walker!



Bird Photographer of the Year, BPO TY, is an annual competition that is based out of the UK. This year they had over 23,000 entries and 62 of those entrants received awards. Local wildlife and conservation photographer Linda Dalton Walker won a highly commended award for her photograph entered in the Urban Bird Category. Dalton's image and caption is also published in [BPO TY's newest book](#).



Lying prone on a mat on the ground, with my tripod legs splayed supporting my long 200 - 500mm lens I began photographing the local mallards and their ducklings who frequent our communal backyard pond. I zoomed in as far as I could, so I could capture these common ducks from a different perspective. Shortly after I began photographing the adorable babies, the mother quickly escorted her young ones away from the edge. Trying to figure out what was going on, I looked through my viewfinder again. I was shocked to see one of our neighbor's cats lurking in the upper frame of the image. I continued to press my shutter, but ready at any moment to jump into action to stop the cat if necessary. I have found one too many ducklings lying around the property, left by domestic cats, so this scene caused me more alarm. According to the American Bird Conservancy (ABC), domestic cats are the greatest human-made threat to wild birds in the U.S. and Canada, surpassing car accidents and hunting. They kill 2.4 billion birds every year, and have contributed to the extinction of at least 63 species.

– Linda Dalton Walker, WCC Social Media Coordinator

Photography is the Art of the Decisive Moment

Shooting by Instinct

By Mary Whitesides, Board Director & Social Events Chair

We as photographers are privileged to live in an era of advanced technology. We have an avalanche of tools available to help us to achieve intensely sharp images so lifelike we feel we are standing in the photo. We can choose all kinds of digital cameras, mirrorless cameras and a plethora of lenses to address any situation all the while recording images on a high powered memory card. We have programs to enhance our photos such as Photoshop, LightRoom, Topaz, Nik software and more, ad infinitum. We set out to achieve the technologically perfect photo. What we need to stop and remember is that tools are for tuning into the perfect light, honing, improving, cleaning up correcting and enhancing our photos. We can get so caught up in these incredible tools that we smother our instincts and intuition by letting the tools dictate the photo. Tools cannot connote emotion, or replace our instincts for composition.

According to **Annie Liebowitz** *"Technology definitely plays a part. I feel like I'm just uncovering the possibilities of digital and I'm enjoying it enormously. But I've never been a technical photographer. I've never been interested in that. I've always been interested in content. It doesn't matter to me what I use to tell a story. I want to have the latest equipment if I think it would make the work better."* (Crystal Bridges Museum of American Art article 01/08/24)

Photographers are artists, journalists and teachers. A photographer doesn't look, **he sees**. Photography is the art of the decisive moment so if you set out to spend the day taking photos, it is a good idea to set your technology where you want it and let your instincts and intuition take over. Get into the zone. Let your passion find emotion. Inter-act with the environment around you. Discover, explore and broaden your vision. Find the soul in your image. Tell a story and respect your surroundings the people in them or the landscape in front of you.

Here are some thoughts from photographer Dorothea Lange before taking that iconic dust bowl photo in the 1930s. *"First she had an instinct to turn down a lane which she wasn't planning on traveling. She states: What seized my attention, what held me there, was the sense of a whole life, a whole story in the woman's expression. We see not only with our eyes but with everything we are. Truth, pain, beauty, dignity, these are what she saw and what she makes us see still.*

(The Bohemians – a historic novel page 831 digital copy.)



Continued on next page...

Photography is the Art of the Decisive Moment (cont.)

A good photo reverberates and stays with you. If we obey our instincts our inner voice will lead us to something good as it happens. Our gut tells us the subconscious truth before our mind can process it. There are wonderful opportunities all around us whether we see it in our fellow human beings, or in nature. Sometimes there are joyous surprises as we process our photos in the comfort of our studios. We may be astonished at captures taken in a mindless intuitive place. Life is happening all around us and if we are in the zone magic happens. Let us not forget that the most important part of photography is the person behind the viewfinder who embraces spontaneity, emotion, composition, story, serendipity and the decisive moment.



Photo Credits: Mary Whitesides



By Greg Smith, Board Director & PSA Chair

Interclub Competition

In our last issue I mentioned that members receiving Award of Merit honors were to be judged again for the End-of-Year Medal awards. These represent the top 50 images out of the 500 or so photographs submitted to each category group during regular competition, and were evaluated by senior judges of the PSA. If you missed the annual meeting in August, **Stephen Clayson (1), Cindy Costa (3), Paul Harrison (1), Claudia O’Grady (1), and Jake Stockman (1)** represented the Wasatch Camera Club. We did not win any medals but Cindy’s *Spotted Dolphin* received an Honorable Mention in the Nature Division with a score of 14 out of 15. Congratulations, Cindy! The EOY scores were added to the season’s score tallies, which are shown below. At the annual meeting **Cindy Costa** was awarded a \$40 gift certificate for First Place, with a score double that of the next two placeholders **Brent Ovard** and **Greg Smith**, who tied for Second Place and were each awarded \$25 gift certificates.

Member	R1	R2	R3	EOY	Total
Cindy Costa	32	23	23	35	113
Greg Smith	16	21	20	-	57
Brent Ovard	-	33	24	-	57
Jim Roach	30	-	17	-	47
Stephen Clayson	13	20	-	11	44
Wendy Ovard	-	29	10	-	39
Linda Roach	-	11	27	-	38
Paul Harrison	23	-	-	12	35
Jennifer House	8	11	11	-	30
Jacob Stockman	13	9	-	8	30
Paul Bradley	12	11	-	-	23
Claudia O’Grady	-	-	12	10	22
Dave Argyle	-	-	20	-	20
Linda Walker	8	11	-	-	19
Randy Gerdes	-	12	-	-	12
Krisna Kotti	10	-	-	-	10
Dawn Griffith	8	-	-	-	8
Hiroshi Kamaya	8	-	-	-	8

Continued on next page...

PSA News – Interclub Competition (cont.)

The slide shows of winning photographs are on the [PSA website](#) for inspiration.

The next season of interclub competitions begins in October. Like before, we have enrolled in the Open categories of PID-Color and PID-Monochrome, as well as the Nature Division. The only change from last year is our move from Group F to Group E in PID-Color, which I suspect represents a reshuffling of clubs from 6 into 5 groups.

CALL TO ACTION for Members Participating in PSA Interclub Competitions

PSA releases are beginning to expire and, for some of you, require renewal in order to participate in the upcoming round. Those who need to renew soon have been notified by email.

Other PSA News

The 3rd **PSA Photo Gathering** in Sri Lanka February 7-14, 2025 offers PSA members an 8-day, 7-night look at Sri Lanka's natural beauty, rich cultural heritage, traditional dances, arts, and crafts. Registration opened August 1. For more information, [CLICK HERE](#).



Scores, club standings, and links to our entries and all PSA winners may be found on our website's [PSA Interclub Competition page](#). Other PSA news can be found on the WCC website [here](#).

Email psa@wasatchcameraclub.com with questions.



Exhibits – Recap


Jewish Community Center – September 1- 30



**IJ & Jeanné Wagner
Jewish Community Center**

The “Symphony of Images” exhibit at the JCC concluded on September 30th. This was the third successful exhibit for the club this year. Over 50 visitors attended the reception on September 5th, including several individuals indicating their interest in joining the club. Congratulations to [Mark Thompson](#), [Keith Hill](#), [Michael Greene](#), [Brent Ovard](#), [Julie Edwards](#), and [Nancy Kirkpatrick](#) for selling their images.

Coordinating these exhibits takes a village so many thanks go to the Board members for their time in coordinating the curation, pre-work, setup, and reception.



[CLICK HERE](#) to view images from this exhibit.

– Cindy Costa, Board Director, Newsletter Editor & Exhibit Committee



Creative Corner

One Picture Story

[CLICK HERE](#) for more One Picture Story submissions.

Ultima Thule



North, we go! Leaving soon these green and black Shores of Disko, setting forth Arktos-bound, seeking not Hyperborea nor Ultima Thule, but rather the passage that is North by Northwest.

Ermine and ursine, walrus and whale, sea dogs and swimming unicorns will be our bounty. Thrice-masted and steam-engine blessed, our companion ships sailing side-by-side, named *Terror* and *Erebus*. With names such as these how can we not master the seas and fulfill our destiny!

Farewell to Home! I seek fame – if not fortune – my lucky star consigned to these worthy vessels, our good captain, Sir Franklin, and the 129 men who will carry this expedition forward to success. Come what may – no man can know his fate – though surely God does and just as surely, He will see our mission as both worthy and fated.

The Tide is turning; Time to set sail. God hear us and bless us all. Some may perish – may He grant me long life – but it is certain that the fortune of those that survive will be written in the stars...if not the books yet to be!

Words and image by Jeff Clay

Creative Corner (cont.)

In Focus

Getting a Different Perspective by John Nellist

When visiting any famous sight anywhere in the world, one's initial inclination is to always capture the standard and famous photo of the sight, commonly referred to as the "postcard shot". But once that image has been taken, there is an opportunity to capture an image that is different or unique. That was the challenge facing me on a recent visit to the Tiger's Nest in Bhutan.

I think everyone would recognize images of the Tiger's Nest, a Buddhist monastery built on the side a cliff in the Paro valley of Bhutan. A meditation cave was used at this location from the 9th century onwards while the first Buddhist monastery was built in the year 1692, and has been revised and rebuilt on a number of occasions over the years, including following a major fire in 1998. Visiting the monastery is one of the highlights of any trip to Bhutan.

The day of our visit to the Tiger's Nest started at a local hotel with a quick breakfast at 5:15am. We were hiking before 6am with two primary objectives for this early start; avoiding the crowds that build up if you start hiking later in the morning and a goal to complete the round trip and return to the hotel by mid-afternoon, when the temperature is at it's warmest.



Photo Credit: John Nellist

It is not a particularly demanding hike, only about 3 miles, but it does start at 8,600 feet climbing to the monastery location at 10,300 feet, so the altitude inevitably slows you down. The hike gradually meanders through a forest, but occasionally you come to a clearing which provides a clear view of the Tiger's Nest. As photographers we always take another photo as the light is forever changing and you are getting a different angle as you slowly gain

altitude. You finally reach a viewing platform that provides a clear view of the Tiger's Nest at the same level further along the cliff, the famous postcard shot. From this viewing platform, there is an opportunity to descend a few hundred feet and then climb back up to the Tiger's Nest. The local Buddhist monks offer a very informative tour of the monastery, explaining the different meditation learnings that take place in each of the 8 temples and highlighting some of the beautiful paintings. Unfortunately, though understandably, photography is prohibited within the monastery.

Continued on next page...

Getting a Different Perspective by John Nellist (cont.)

Now having completed the hike, taken all the standard shots of the monastery and completed the tour it is time to descend. But my inclination is not just to march down quickly and return to the hotel – there are opportunities for other unique photographs during the descent.

Bhutan is a predominantly Buddhist country – about 80% of the total population practice this religion. Along the hike up to the Tiger's Nest I noticed there were many rows of prayer flags hanging amongst the trees. So I decided I would try to get an image of the Tiger's Nest that is framed by the local prayer flags in the trees.

Every time I saw a row of prayer flags, I looked to see if there was a clear view of the monastery through the trees. Most times it was negative as there were branches or leaves constraining the view. Finally, I found a row of prayer flags that revealed a clear view of the Tiger's Nest when they fluttered in the wind. So I composed the image, set my aperture wide open to reduce the depth of field within the shot and a fairly fast shutter speed. The camera was set to manual focus, as I wanted to avoid any chance of the autofocus detecting the prayer flags blowing in the wind, and manually focused on the Tiger's Nest. Then I waited for some wind to cause some movement in the prayer flags and reveal the Tiger's Nest in the image. I was shooting in continuous mode, which is 12 frames per second on my Canon R5 so was able to select the one shot within a sequence which fully revealed the Tiger's Nest appropriately framed by the prayer flags.



Photo Credit: John Nellist

In summary, it was great day completing one of the iconic hikes in the world to visit the Tiger's Nest. On the ascent I captured some standard views of the monastery as the light changed during the morning, while on the descent I captured a different image with a unique perspective.

Creative Corner (cont.)

Project Slideshow

A Three Hour Tour: Iceland by Helicopter by Jeff Clay



Photo Credit: Jeff Clay

In August Board Member Jeff Clay had an 8 hour layover in Iceland en route to a week trip to Greenland. Rather than sitting in the airport he and his companions opted to hire a helicopter for an aerial tour of the southwest part of the island.

Photography by Jeff Clay / Music by Stellardrone

[CLICK HERE](#) to view the slideshow (5:17mins)



Presentations & Workshops – Recaps

July 25 – Night Sky Photography Workshop

[Ryan Andreason](#) taught night sky photography to a group of 20 people at the Salt Lake County Library. This is Ryan's third year coordinating a special workshop for our club. Due to the renovations that are underway at the Antelope Island Visitor Center, this year's workshop was held at the library. The workshop was held a week before the club field trip to the Piedmont Kilns outside of Evanston, Wyoming. Ryan has been a fabulous partner – providing not only instructional workshops but also for traveling out to the kilns and providing hands-on instruction.

August 2 – Annual Astrophotography Workshop & Shoot Piedmont Charcoal Kilns, Wyoming



Photo Credit: Greg Smith

The Wasatch Camera Club decided to change things up a bit for the astrophotography workshop this year and headed to a new location outside of Evanston, Wyoming. The Piedmont Kilns are a great place to take night sky photos and [Ryan Andreassen](#) was gracious enough to be our guide and leader during the event. Twenty-five members met up at a local eatery in Evanston. After dinner we drove over to the kilns and caught a bit of the blue hour before the main subject - milky way and night sky. Jonathan House also joined the event to aid in helping members set up their cameras for the night sky and milky way shots. There was plenty of laughter during the event around timing of lights and photo taking in general. We did natural shots, light painting and the caught the unmistakable red lights that were left on for some of the shots. The group was interactive on a large scale and the stunning images can be seen on our [website gallery](#).

[CLICK HERE](#) to view all upcoming Presentations

[CLICK HERE](#) to view all upcoming Workshops



Field Trips – Recaps

June 29 – Saving Gracie Equine Healing Foundation Photo Shoot



Photo Credit: Andrea Dahl

Fifteen members attended the Saving Gracie Equine Photo Shoot. Barbara Phillips, owner of the sanctuary, started us off with history of her sanctuary and stories of horses she had rescued. In addition to horses, she's also rescued goats, cows, and chickens. We moved around the property with Barbara from the chickens to the lucky 8. The lucky 8 are 8 ponies she rescued from an Indian reservation that were due to be slaughtered. We spent a great deal of time taking pictures of them and giving them lots of affection. Some of our best photos are of these ponies as they continue to find trust in humans again. The property is beautiful and the stories would melt anyone's heart.

[CLICK HERE](#) for more information on this sanctuary and a calendar of events please.

July 20 – Sage Mountain Resort Golden Hour Farm Animal Rescue Soot



Photo Credit: John Nellist

Being a Saturday night we had a light group join us at the [Sage Mountain Sanctuary](#). Alyssa and Kai spent a few hours taking us through the property and discussing how each of the animals came to live at the sanctuary. Each animal has a unique story that has led them to the sanctuary and to survival. The sanctuary survives and thrives on almost all donations and has many programs set up to bring awareness to the community. Six of the club members roamed the property taking pictures of various farm animals that have been rescued. Most of us then stayed for the sunset where it turned out the 4 piglets meander out to watch on a daily basis. It was a beautiful evening up on the Sage Mountain mesa.

[CLICK HERE](#) to view all upcoming and past Field Trips

Questions: fieldtrips@wasatchcameraclub.com

Field Trips – Recaps (cont.)

July 21 – Golden Hour, Blue Hour, Sunset, Full Moon Shoot at the Great SaltAir



Photo Credit: Dawn Griffith

The California wildfires created a hazy evening at SaltAir but it didn't dampen our spirits. Fifteen members show up to catch the sunset, golden hour and full moon. The sunset was a blazing ball of red over Antelope Island and the cameras were clicking fast as it descended behind the mountains across the lake. As the sun disappeared we moved further east so we could attempt to capture the moon over SaltAir. It crept over the ridge line just after 10pm and was a glowing ball of orange for us to capture/shoot. It was magnificent and our patience paid off. The bugs were out but thankfully a little bit of bug spray seemed to do the trick and we mostly escaped without too many bites if any at all. As a group we had a wonderful time at the lake chatting with each other and

discussing techniques as well as upcoming events on the calendar. Members helped each other with settings for the various shifts in light and it was a great experience for all!



Photo Credit: Tyler LaMont



Photo Credit: James Wilkinson




Photo Credit: Jake Stockman

[CLICK HERE](#) to view all upcoming and past Field Trips

Questions: fieldtrips@wasatchcameraclub.com

Field Trips – Recaps (cont.)

September 14 – Salt Lake City Murals Walk & Shoot

We had a small group attend the Mural Walk. Rick (one of the attending members) was very familiar with downtown logistics and agreed to lead us on our walk. We covered several blocks and took photos of murals, architecture, and street happenings. It was a beautiful day and everyone was in great spirits. We were all surprised at how much has changed downtown and how much we could actually find hidden under overpasses and behind buildings. As we get caught up in our own bubbles things can change rapidly around us without us knowing. I highly recommend taking some time to venture into downtown Salt Lake City and do a walkabout when you have time. You might find surprises as well.



Photo Credit: Dawn Griffith




Photo Credit: Dawn Griffith

– Dawn Griffith, Board Director & Field Trips Chair

[CLICK HERE](#) to view all upcoming and past Field Trips

Questions: fieldtrips@wasatchcameraclub.com

Field Trips – Recaps (cont.)

October 5 – Fall Foliage Shoot at Snowbasin & Downtown Huntsville



Photo Credit: Jim Gilman

It was a beautiful day to get out and shoot what was left of the fall foliage at Snowbasin and Huntsville. The group started off at 8am and hiked around Snowbasin Resort getting shots of the leaves and a few animals. At 10:30am we reconvened at the base and headed to Huntsville where we found more vibrant colors of fall. The group ate lunch at the Shooting Star Saloon and then went out to shoot more leaves around the town of Huntsville. Many found pockets of vibrant leaves tucked away hidden behind what appeared to be the brown remnants of what had already fallen. We were pleasantly surprised and had a great time as a group.



Photo Credit: John Ballard



Photo Credit: Dawn Griffith



– Dawn Griffith, Board Director & Field Trips

[CLICK HERE](#) to view all upcoming and past Field Trips

Questions: fieldtrips@wasatchcameraclub.com



Field Trips – Upcoming

November 1 - December 4 – Thankful November



Photo Credit: Claudia O'Grady

For the month of November we will host a virtual field trip! Participants will photograph things for which they are grateful – people, things, animals, etc. On December 4, 2024, we will host a Zoom meeting, called *Grateful Share*, to feature 3-5 images from each participant.

[CLICK HERE](#) to register for the virtual field trip.

December 4 – Grateful Share Zoom Meeting



Photo Credit: Cindy Costa

As a follow-up to the virtual *Thankful November* virtual field trip, a Zoom meeting will be scheduled for members to share 3-5 of their images with other members. Registration information will be emailed in the coming weeks.

– Dawn Griffith, Board Director & Field Trips Chair

[CLICK HERE](#) to view all upcoming and past Field Trips

Questions: fieldtrips@wasatchcameraclub.com



Field Trips – Overnight – Recap

September 6 – Wild Horses & Night Skies – Camping in the West Desert



Photo Credit: Claudia O'Grady

and included several brand new babies. Both herds remained relatively close to the campground and provided a great deal of entertainment. The horses were amazing, one minute kicking and sparring, the next minute grazing quietly side by side.

The West Desert offered so much more! The pronghorns were abundant and seemingly everywhere. We observed coyotes, badgers, snakes, toads, lizards, and many birds. The night owls among us took advantage of the great conditions for astrophotography, capturing star trails and the Milky Way.

Club member Fan Xu said, "It's a wonderful experience. Going out in the desolate area to see wild horses and shooting night sky is thrilling yet hard to do on my own. I am so glad to go on this field trip – not only did I see wild horses up close, I also saw other animals like antelope and coyote in the morning light."

The wild mustangs are frequently visited by observers, particularly photographers, and their habituation with humans makes them particularly accessible. The herds are managed by the Bureau of Land Management, which conducts frequent roundups to cull the herds and conduct vaccination and sterilization. Herd control is necessary due to limited food and water access. The herds came into existence in the 1800s when domestic horses escaped from local ranchers and settled into lives of freedom.

The club hit the dusty trails and headed west into the desert for a weekend of photographic adventure. Our 15 members had the Simpson Springs campground all to themselves for the September 6-8 weekend, and took every advantage of the perfect weather. Traversing the Pony Express road to the north and to the south, many great adventures were had!

The famed wild horses within the Onaqui Herd Management Area were not difficult to find. The northern herd was slightly larger



Photo Credit: Claudia O'Grady

– Claudia O'Grady, Secretary & Exhibits Chair

[CLICK HERE](#) to view images from Shutter Up Socials

Questions: socialevents@wasatchcameraclub.com



Field Trips – Overnight – Upcoming

November 16-19, 2025 – Cypress Swamps and Bayou Beauty - Caddo Lake



Photo Credit: Benton Downs Photography

Join fellow club members on a trip to the swamps and cypress trees of Caddo Lake, November 16-19, 2025. While this trip seems far off in the future, the guides and workshops for this time period fill up very quickly, requiring significant lead time for planning.

Caddo Lake is well known for its ethereal beauty. Our guides will take us out on pontoon boats and kayaks to go deep into the misty cypress trees, where we'll photograph gorgeous waterfowl and swampy landscapes. At times we'll also shoot from the shore, capturing birds soaring through the mist.

For this trip, the club has engaged [Benton Downs Photography Workshops](#). We are limited to 10 participants. The cost of the trip is \$1,495, which **does not** include travel or accommodations. It includes one or two meals, but most meals are on your own. You may hold a spot by signing up and paying the deposit of \$295. The balance can be paid in increments, for which you will be invoiced, or you may pay in full on initial registration. If you sign up and pay a deposit, and later find that you cannot attend, you may find your replacement and to get your \$295 back.

Transportation and accommodation information will follow after registration, and inasmuch as possible, we will share rental car expenses, and, if desired, share accommodations in an Airbnb. Registration is being handled through Benton Downs. Follow [this link to register](#), selecting our private date of November 16, 2025.

– Claudia O'Grady, Secretary & Exhibits Chair

[CLICK HERE](#) to view images from Shutter Up Socials

Questions: socialevents@wasatchcameraclub.com



Shutter Up Socials – Upcoming

Shutter Up Socials are held as Zoom meetings and have provided an opportunity for Wasatch Camera Club members to share up to 6 photos with other members without leaving their homes. Each Social has an assigned theme and each participant shares how and why they took the photo. [CLICK HERE](#) for more information on upcoming Socials.

November 20 – Wheels



Photo Credit: Cindy Costa

Save the date for the next Shutter Up Social – *Wheels*. This Shutter Up will include anything and everything that relies on wheel - from cars to motorcycles, ferris wheels, windmills, skateboards, etc.

A registration link will be sent out in the coming weeks.

[CLICK HERE](#) for tips on using Zoom to share your images during Shutter Up Socials. This information is also available on the [next page](#) as a *Did You Know?* subject.

– Mary Whitesides, Board Director & Social Events Chair

[CLICK HERE](#) to view images from past Shutter Up Socials

Questions: socialevents@wasatchcameraclub.com



News You Can Use

September 3 - October 15 – Capture Utah City to Summit



Scenic Utah's second annual photo contest is now open and accepting images. This is great opportunity to have your work seen and support a local non-profit whose mission is "working to protect and enhance the scenic qualities of our communities, skylines, and roadways."

[CLICK HERE](#) for details and to submit images.

November 2 – Day of the Dead Photographers Invited



The Utah Cultural Celebration Center invites Wasatch Camera Club volunteers to photograph the Dia de los Muertos Celebration, Saturday, November 2, 11:00am to 6:00pm. Photographers and one guest will be given free admission, and may stay as long as their schedule permits. Photographers will be asked to share images with the UCCC, and sign a waiver stating that shared images will become property of the UCCC and may be used for future exhibits, promotions, and archives.

For more information email [Susan Klinker](mailto:Susan.Klinker).

Have an article or online class you'd like to share with club members? Send them to info@wasatchcameraclub.com.



Resources



Board Blogs

No Cedars in the Cedar Mountains Wilderness by Jeff Clay



Jeff Clay provides readers with a history of the Cedar Mountains Wilderness Area located 50 miles from Salt Lake City. The Cedars are the third Great Basin mountain range west of the Wasatch. Early settlers often mistook juniper for cedar, so although there are no cedar trees in the Cedar Mountains there are plenty of junipers, raptors, mule deer, pronghorn, bobcats, a few mountain lions, and now and then, wild horses.

[CLICK HERE](#) to read Jeff's blog and view the images he's captured as he has walked the West Desert range's ridges in winter, side canyons in spring, and low-lying peaks in the fall.



Education

There are numerous archived resources and presentations available to view on the WCC website. [CLICK HERE for resources](#), [HERE](#) for presentations and [HERE](#) for workshops.



Mentoring

Under Director John Ballard, the Mentoring Program continues to offer aid and instruction for new and intermediate photographers, provided by club member volunteers. If you are interested in finding a mentor, or want to volunteer your time helping someone improve their image-making and photo-editing skills, send your name and questions to [John](#).



About WCC

Club Information

The Wasatch Camera Club is an all-volunteer organization, governed and run by a Board of Directors. Founded in 1994, the Club operates today as a 501(c)(3) nonprofit organization. The Club provides a rich and enjoyable environment in which to improve your photography skills with activities that support our educational goal. These include workshops, field trips, lectures, exhibits, competitions and one-on-one mentoring. Annual membership fee is \$50. For additional information, go to the [Wasatch Camera Club](http://www.wasatchcameraclub.com) website or email info@wasatchcameraclub.com.

Executive Committee

Jeff Clay	Board Chair	exhibits@wasatchcameraclub.com
John Nellist	Treasurer	treasurer@wasatchcameraclub.com
Claudia O'Grady	Secretary & Exhibits Chair	overnightfieldtrips@wasatchcameraclub.com

Directors & Committee Members

Jason Hutchison	Board Director, Competitions Chair & Galleries Manager	competitions@wasatchcameraclub.com
Dawn Griffith	Board Director & Field Trips Chair	fieldtrips@wasatchcameraclub.com
Lisa Thompson	Board Director & Workshops/ Presentation Chair	workshops@wasatchcameraclub.com
Mary Whitesides	Board Director & Social Events Chair	socialevents@wasatchcameraclub.com
John Ballard	Board Director & Membership/ Mentoring Chair	mentoring@wasatchcameraclub.com
Greg Smith	Board Director & PSA Chair	psa@wasatchcameraclub.com
Cindy Costa	Board Director & Newsletter Editor	newsletters@wasatchcameraclub.com
Randy Gerdes	Social Media Coordinator	socialmedia@wasatchcameraclub.com
Linda Dalton	Social Media Coordinator	socialmedia@wasatchcameraclub.com



Wasatch Camera Club is a proud member of the Photographic Society of America. For more information on individual memberships to PSA, visit their website at psa-photo.org.



© Wasatch Camera Club, 2024. All images appearing in this newsletter are copyrighted by the maker. Unauthorized use and/or duplication of this material or images/photographs without express and written permission from maker and/or owner is strictly prohibited.