



# EXPOSURE

Wasatch Camera Club Newsletter



## Highlights In This Issue...

- \* Club Competition Results
- \* Member Profile
- \* PSA News
- \* Field Trip Recap
- \* Resources
- \* & Much More...

## Table of Contents

---

[Page 3](#)...WCC Member Profile

[Page 4](#)...Competition Recap

[Page 10](#)...PSA News

[Page 12](#)...Field Trips

[Page 13](#)...Exhibits

[Page 15](#)...Shutter Up Socials

[Page 16](#)...Did You Know?

[Page 17](#)...Resources

[Page 18](#)...About WCC

## Front Page

---

### **Mine by Veloy Cook**



The backstory of Veloy Cook's wolf image, awarded WCC Best of Show in March 2018 and, recently, an Award of Merit in the PSA Interclub (Nature) competitions, is the subject of an [In Focus](#) article. Find

out why "What followed was one of the most magical days of photography I have ever been gifted."

## Upcoming Events

---

- ♦ [Lovely as a Tree \(Re-visited\) Exhibit](#)  
March 10 - June 29
- ♦ [PSA Interclub Competition:](#)  
Submissions Due April 1
- ♦ [May Competition: Urban Decay](#)  
Open for Submissions May 1 - 8
- ♦ [Shutter-up Social: A Look at Macro](#)  
April 14 at 6:30PM - 8:30PM

For more information, go to page [14](#) & [15](#).

# Introducing...

# EXPOSURE

Wasatch Camera Club Newsletter

---

**The Wasatch Camera Club Board** is pleased to announce the introduction of a new club newsletter. The objective of the newsletter is to highlight what's new and exciting with the camera club and direct readers to more detailed information on the club's website. Content will document and celebrate recent club activities, images from recent competitions, club member interviews, recaps of field trips, information about upcoming events, photography tips, and much more! The newsletter will be published quarterly, hosted on the club's website, and like this edition, circulated to members via email.

Thank you to all who participated in the *Name the WCC Newsletter* contest last month. The club received a number of unique names from members. The name that was chosen was submitted by Jeff Clay. When asked about his winning submission, Jeff said "I wanted some word(s) that said photography like Aperture (great magazine, BTW), Shutter (which we already use for our Shutter Up Social Events), Frame, F-Stop, etc. I also wanted it to be short and snappy. The word Exposure came to mind, it filled those criteria, and it worked for me! A side benefit is that we hope to use the newsletter as a way to expose more members to each other's work, as we are doing with Veloy Cook's wolf photo in our first issue."

In order to make this newsletter a success, we need ongoing member participation. We are looking for members to provide content for future editions. So, if you have any ideas and/or want to contribute content, please contact us.

Anything else you want to see in a club newsletter? Let us know! Your input and willingness to contribute content will go a long way in making this newsletter a success. Ideas for future content can be emailed to [newsletters@wasatchcameraclub.com](mailto:newsletters@wasatchcameraclub.com).



# Member Profile – Dawn Griffith

For our first profile, we chose someone who now plays a prominent role as one of the faces of the Wasatch Camera Club. **Dawn Griffith** joined the WCC in February of 2020 and became Field Trip Coordinator late last year when Rick Cohen stepped down. Dawn brings much energy and enthusiasm to the position. Her comments have been edited for clarity and space limitations.

**WCC: Welcome, Dawn! First, could you tell us a bit about your background?**

**DG:** I was born in Georgia and raised in Florida where I stayed until I was 19 years old. While in college I decided that moving somewhere outside of the humidity and mosquitos was in order. I moved out west and bounced around many states including Arizona, Colorado, Nevada, and Utah. I used to own a business called *Bucket List Adventures*, where I introduced people to their bucket list items (mostly adrenaline based things.) It is magical to be on a person's first journey of anything.



**WCC: What got you interested in photography?**

**DG:** I fell in love with the beauty in this state, which encouraged me to take a childhood hobby to the next level. The passion around photography brings many people so much joy; myself included. Capturing a single moment in time continues to be the reason I love to take pictures. Eventually, with more experience, I hope to make a little money at it (not much, just a little lol.)

**WCC: Do you have a favorite subject category or photographic style? What do you like to shoot?**

**DG:** My favorite types of photography are macro, wildlife, domestic animals, and nature. I say this laughing because isn't that every photographer here in Utah? I don't enjoy editing much at all. I enjoy preserving the most natural state of my pictures while bringing out the best lighting possible. For this reason, I love Lightroom.

**WCC: Are there any photographers that have especially influenced you?**

**DG:** I follow so many it is hard to pick but Paul Nicklen, Joel Sartore (this man had me crying at a recent speech for the Wasatch Speaker Series), Annie Leibovitz, and of course Ansel Adams. They play a vital role in keeping the art of photography alive and growing as a method of expression. Pictures can lie these days, BUT in my humble opinion the good photographers want to convey the truth and nothing but the truth.

**WCC: What led you to join the Wasatch Camera Club?**

**DG:** Simply put, I want to get better and learn so much more. I have a long way to go, but I am told by so many I do have an eye. I am joyfully clinging to that phrase while I hang out in a club of people who are so talented and generous with their knowledge.

**WCC: Lastly, where might we view some of your work?**

**DG:** I am pretty shy on this one BUT: I have a [Photography](#) and [Urban Farm](#) Instagram where I practice with trends and such, which is very obvious when you see them. I hope to have a website up late March.

---

Contact me: [fieldtrips@wasatchcameraclub.com](mailto:fieldtrips@wasatchcameraclub.com)




# 2021/2022 Competition Recap

## First Place Images

September 2021 – Impressionistic

### Intermediate




*Pump Ping* by Andrea Dahl

### Advanced



*Hosta* by Tamara Cook – **Best of Show**

### Masters



*Seaside Stroll* by Veloy Cook

---

[CLICK HERE](#) to view all Competition Submissions

# September 2021 - Open

## Intermediate



*Doing It Old School* by Joey Thompson

## Advanced



*Kinloch Blue* by Bill Bradford – **Best of Show**

## Masters



*Illumination* by Veloy Cook – **Best of Show**

---

[CLICK HERE](#) to view all Competition Submissions

## November 2021 - Motion

### Intermediate



*Buzzbee* by Carla Duncan – **Best of Show**

### Advanced



*Serene* by Paul Baird – **Best of Show**

### Masters



*Fallen Giants* by Velay Cook

---

[CLICK HERE](#) to view all Competition Submissions

November 2021 - Open

## Intermediate



*August Beauty 2* by Glenn Eurick

## Advanced



*Kvernufoss* by Bill Bradford – **Best of Show**

## Masters



*Skyline Point at Sunrise* by Stephen Clayson

---

[CLICK HERE](#) to view all Competition Submissions


## January 2022 - Backlit

### Intermediate



*Spider Necklace on Foggy Morning*  
by Steve Ela

### Advanced



*Early Morning Yellowstone*  
by James Roach

### Masters



*Divine Light* by Veloy Cook

---

[CLICK HERE](#) to view all Competition Submissions



January 2022 - Open

## Intermediate



*Fuerte Volcano, Guatemala*  
by Charlotte Brennand

## Advanced



*Sandhill Crane Leaving the Flock*  
by James Roach – **Best of Show**

## Masters



*Life in Pastel* by Veloy Cook

---

[CLICK HERE](#) to view all Competition Submissions



# PSA News

---


Foremost of our PSA-related activities is participation in the world-class interclub competitions. In the Projected Image Division (PID Group F) we compete with 16 other international clubs. Nature Division (ND) has 3 groups, with 32 clubs competing in our Group C. This yields over 100 images in PID and around 190 images for ND in each round. Awards of Merit are granted to the top 10% of images, and Honorable Mentions to the second 10%. These top images will be re-judged for gold, silver, and bronze medals. Winners are displayed on the [PSA website](#) and shown at the annual [PSA Photo Festival](#) in the fall. After 2 rounds, the Wasatch Camera Club fell to 12<sup>th</sup> place in PID and remains in tenth place in ND. Kudos go to Veloy Cook (Award of Merit, PID and ND, Round 1), Greg Smith (Honorable Mention, R1 ND), and Cindy Costa (Award of Merit, R2 PID.) Entry deadline for the [last round of the season is April 1!](#) Club scores are found on the PSA [Interclub Competition](#) page of the WCC website.

PSA offers expert consults for clubs, including judging club competitions, advice on club communications, and hosting an exhibition. Club websites and newsletters may be submitted for review. WCC has entered both of these contests to obtain critical feedback.

The Image Analysis workshop was a big success. In this condensed version of a full-day course, participants found that taking an objective, critical look at images is a difficult challenge. Feedback was very positive, with all saying they learned a lot about judging an image, and how to provide a diplomatic critique. A [written recap](#) may be found at the Resources section of the WCC website. We will certainly repeat this workshop.

---

## Interclub Competition Results



*Dreamland* by Veloy Cook  
Award of Merit, Projected  
(November 2021)



# PSA News (cont.)

---

## Interclub Competition Results (cont.)



*Negotiating the Rocks* by Greg Smith  
Honorable Mention, Nature  
(November 2021)



*Grizzly Peak Sunset* by Cindy Costa  
Award of Merit, Projected  
(March 2022)



# Field Trips – Recap

## Utah Lake (January 29)

[Click here](#) to view member photos.

For our opening event we ventured to Utah Lake State Park near the Provo airport to photograph the broken ice sheets piled up along the jetty. About 23 of us joined a few ice fisherman and even a transient Bald Eagle. This is always a great time but can be a risk of sorts as the temperature and weather play a huge role in what kind of conditions we will experience. We hit the pot of gold, as they say, with the lighting and weather. It was quite cold but this made for great ice and GREAT lighting as the sun descended behind the mountain range. A few even stayed late to catch the waning blue-hour light on the lake and mountains. We capped the event days later with a present and share zoom meeting. Although we saw most of the same formations, it is always fun to see the variety of angles and interpretations. It truly was a magical first event of the year and was a gift from nature.



Photo Credit: Greg Smith

## Farmington Bay (February 12)

[Click here](#) to view member photos.

We congregated early Saturday morning at the Dolores Eccles Center and once again had Nature's blessing as she presented a platform rookery full of nesting Great Blue Herons and their mates bringing materials in and out. The light was magnificent with every passing minute and the captures I would imagine were spectacular. After a round of introductions we headed out on Dike Road to the far parking lot, from which we proceeded west by foot along the road bordering the north side of the NW Turpin Unit. Sadly, we didn't see any Bald Eagles due to the warmth, but we had a waterway full of Tundra Swans. On our way back we saw a female American Kestrel and hawk standing on a dirt mound. Thankfully neither minded the abundance of photographers taking their pictures. A Northern Harrier on a fence post outlasted the patience of several people, before taking flight to the delight of the last steadfast photographer. The group stayed together and I noticed a real connection between many people. I believe this has been missing for quite some time due to COVID and people are hungry for social interaction. Even if we didn't get our Bald Eagles, lots of smiles and togetherness were experienced that day. Hope to see as many people as possible on the next field trip.



Photo Credit: Greg Smith

---

[CLICK HERE](#) to view all upcoming and past Field Trips

---

Questions: [fieldtrips@wasatchcameraclub.com](mailto:fieldtrips@wasatchcameraclub.com)



# Exhibits

## Lovely as a Tree (Re-visited) Exhibition: March 10 – June 29, 2022

[CLICK HERE](#) to view member images on display

From poets to artists, photographers, designers and landscape architects, trees have been a source of inspiration around the world. Trees play a role not only in the environment but in our own well being. They reduce global warming, turn sunlight into a source of food for insects, wildlife, and people. They prevent soil erosion, save water evaporation, and cool our city streets. A walk in the woods can reduce harmful chemicals in the body, increase our immune system, lower anxiety, and reduce depression. Some trees are mighty and some are tiny. Some are solo and



*Niles Park* by Cindy Costa

some are immersed in vast forests. They grow and stretch skyward in brilliant, awe-inspiring canopies of color and light. Eventually they die, creating evocative forms and nutrients for more growth. Trees can outlive the human race by up to 5,000 years, making them the Methuselahs of the planet.

With *Lovely as a Tree (Re-visited)*, the Wasatch Camera Club once again turns its cameras to portraying the strength, the vulnerability, and the beauty of one of the most powerful living organisms on global soil.

The club received over 70 submissions from 31 camera club members for this exhibit. Due to limited space, not every submission was accepted. Images were evaluated and scored based on adherence to the theme, subject matter, technical acumen, general composition, etc. To allow more member participation, only one image per member was accepted from the highest scoring images.

*The Lovely as a Tree (Re-visited)* exhibit will be on display at the the Utah Cultural Celebration Center through June 29th and is part of a larger Tree Stories program sponsored by West Valley Arts.

**Exhibit Location:** Utah Cultural Celebration Center  
1355 West 3100 South  
West Valley City, UT



*Moon Over Palm* by Mary Whitesides

Questions: [exhibits@wasatchcameraclub.com](mailto:exhibits@wasatchcameraclub.com)



## Exhibits (cont.)

### ***Utah Travels Photograph Exhibition: May 5 – June 29***

The Wasatch Camera Club is once again excited to work with West Valley Arts in co-sponsoring the highly popular biannual Utah Travels Photograph Exhibition. This photo exhibit features remarkable



Photo Credit: Jeff Clay | Clayhaus Photography

photographic images captured by Utah's during their diverse global, travel experiences. The exhibit allows an opportunity for professional and amateur photographers of all ages to publicly present their most distinct travel photos and to share the stories of their experiences with a short descriptive paragraph. Images may represent destinations thousands of miles away or a few miles from home. Photos accepted into the exhibit will reflect the beauty, richness and diversity of people, events, nature, culture, and all that celebrates humanity and planet earth.

[Call-for-submission](#) closes April 5. The exhibit opens May 5 with a reception that evening and runs until June 29.

### ***Interpretations of Nature: Realism to Impressionism*** **Photo Exhibition: August 26 – September 25**

Wasatch Camera Club returns to Red Butte Garden with another nature themed photo exhibit. Entitled Interpretations of Nature: Realism to Impressionism we will be looking for the photographer to interpret nature images - flowers, trees, mountains, deserts, oceans, etc. - as artistically as she or he wants. Everything from documentary style realism to abstract impressionism will be permitted. We just ask that no built-world (human made) images be included. Creative and simple!

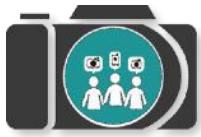
The exhibit opens August 26 and closes on September 25. Call-for-submissions will be scheduled in June.



Photo Credit: Jeff Clay | Clayhaus Photography

---

Questions: [exhibits@wasatchcameraclub.com](mailto:exhibits@wasatchcameraclub.com)



# Shutter Up Socials

*Shutter Up Socials* are an informal series of gatherings (currently virtual) to talk about life and photography, share images, and maybe get or give photographic advice. [Click here](#) for more information on upcoming Socials. Images for past *Shutter Up Socials* can be viewed [here](#).

## Upcoming Shutter Up Socials

### Shutter-Up Social: *A Look at Macro* – April 14

Let's take a closer look. Macro photography gives us a chance to explore patterns and colors found in nature, around the house, and anywhere in our environment that might enhance our view of common everyday life. Please join us on April 14 at 6:30PM - 8:30PM on a Zoom social to share the artistic renditions you have recorded on your camera.

Please [register online](#) for this Social. We look forward to seeing you and your work.



Photo Credit: Jeff Clay | Clayhaus Photography



# Did You Know?

## Shooting Tip

### Back-button Focus

Back-button focus moves the autofocus function from the shutter release button and reassigns it to another button on the back of the camera – typically the AF-ON button. Customizing your camera for back-button focus enables you to separate focus from shooting, thereby preventing the autofocus system from continually engaging when the shutter is released. This can be very helpful when shooting both moving objects as well as stationary objects as it provides an easy way to refocus and/or lock focus.

[Click here](#) for a helpful video by professional photographer, Jan Wegener, to understand the full benefits of shooting with back-button focus. You may also want to search online for specific camera brand information to learn how to customize this feature and what additional functions can be customized.

## Post-production Tip

### Increase Contrast and Saturation Quickly Using Blend Modes in Photoshop

#### Method 1: Self-blend with *Overlay*

1. Open image in Photoshop (*base layer*.)
2. Duplicate this layer (cmd/ctrl - J.) This upper layer is the *blend layer*.
3. With this new layer highlighted, change the blend mode to *Overlay*.
4. Reduce the effect, if necessary, by lowering the opacity.

*Overlay* is one of the contrast blend modes. It lightens color values that are >50% gray using the *Screen* blend mode, and darkens colors <50% gray using the *Multiply* mode (one of the darkening blend modes.) The result is an increase in contrast and increased saturation for self-blends.

#### Method 2: Inverted-blend with *Subtract*

1. Open and duplicate the layer as done in Method 1.
2. Invert the upper blend layer (cmd/ctrl - I.)
3. Change the blend mode to *Subtract*.
4. The resulting image will be quite dark. Decrease the opacity significantly to the desired effect.

*Subtract* simply subtracts the value of the blend layer from that of the base. For self-blends this results in a value of 0 or solid black. Inverting the blend layer (for example, a value of 85% becomes 100-85=15%) results in all values ≤ 50% gray going to black, while the lightest tones become nearly fully saturated.

## Photo Op Tips

As spring approaches, these local spots won't disappoint nature lovers...

- ♦ [Antelope Island](#)
- ♦ [Bear River Migratory Bird Refuge](#)
- ♦ [Farmington Bay Wildlife Management Area](#)





# Resources

---



## Education

- ♦ *On the Wing: Capturing the Essence of the Great Salt Lake* by Mary Anne Karren. Members can review the video of the presentation [here](#).
- ♦ Members can view videos of past presentations and workshops [here](#).



## Creative Corner

At the end of a trip have you ever wondered how to share your images with your friends? One option is to prepare a short video with accompanying music. [Click here](#) to view John Nellist's, *Cuban Travelogue* and Jeff Clay's, *A Brush with Burma*.

Members are welcome and encouraged to submit their own projects for consideration to [info@wasatchcameraclub.com](mailto:info@wasatchcameraclub.com).



## Board Blogs

Explore the world around you via macro, micro, or close-up photography with this four part series by Jeff Clay, WCC Board Chair and Exhibits Chair.

*Macro & Close-up Photography*  
[Part 1](#); [Part 2](#); [Part 3](#); & [Part 4](#)



## Mentoring

Under Director John Ballard, the Mentoring Program continues to offer aid and instruction for new and intermediate photographers, provided by club member volunteers. If you are interested in finding a mentor, or want to volunteer your time helping someone improve their image-making, send your name and questions to [John](#).



# About WCC

## Club Information

The Wasatch Camera Club is an all-volunteer organization, governed and run by a Board of Directors. Founded in 1994, the Club operates today as a 501(c)(3) nonprofit organization. The Club provides a rich and enjoyable environment in which to improve your photography skills with activities that support our educational goal. These include workshops, field trips, lectures, exhibits, competitions and one-on-one mentoring. Annual membership fee is \$50. For additional information, go to the [Wasatch Camera Club](http://Wasatch Camera Club) website or email [info@wasatchcameraclub.com](mailto:info@wasatchcameraclub.com).

### Executive Committee

|                 |   |  |
|-----------------|---|--|
| Jeff Clay       | Board Chair & Exhibits Chair            | <a href="mailto:exhibits@wasatchcameraclub.com">exhibits@wasatchcameraclub.com</a>                     |
| John Nellist    | Treasurer                               | <a href="mailto:treasurer@wasatchcameraclub.com">treasurer@wasatchcameraclub.com</a>                   |
| Claudia O'Grady | Secretary & Overnight Field Trips Chair | <a href="mailto:overnightfieldtrip@wasatchcameraclub.com">overnightfieldtrip@wasatchcameraclub.com</a> |

### Directors & Committee Members

|                 |  |  |
|-----------------|--|--|
| Jason Hutchison | Board Director, Competitions Chair & Galleries Manager | <a href="mailto:competitions@wasatchcameraclub.com">competitions@wasatchcameraclub.com</a> |
| Dawn Griffith   | Day Field Trips Coordinator                            | <a href="mailto:fieldtrips@wasatchcameraclub.com">fieldtrips@wasatchcameraclub.com</a>     |
| Lisa Thompson   | Board Director & Workshops/<br>Presentation Chair      | <a href="mailto:workshops@wasatchcameraclub.com">workshops@wasatchcameraclub.com</a>       |
| Mary Whitesides | Board Director & Social Events Chair                   | <a href="mailto:socialevents@wasatchcameraclub.com">socialevents@wasatchcameraclub.com</a> |
| John Ballard    | Board Director & Membership/<br>Mentoring Chair        | <a href="mailto:mentoring@wasatchcameraclub.com">mentoring@wasatchcameraclub.com</a>       |
| Greg Smith      | Board Director & PSA Chair                             | <a href="mailto:psa@wasatchcameraclub.com">psa@wasatchcameraclub.com</a>                   |
| Cindy Costa     | Newsletter Editor                                      | <a href="mailto:newsletters@wasatchcameraclub.com">newsletters@wasatchcameraclub.com</a>   |



Wasatch Camera Club is a proud member of the Photographic Society of America. For more information on individual memberships to PSA, please visit their website at [psa-photo.org](http://psa-photo.org).

© Wasatch Camera Club, 2022. All images appearing in this newsletter are copyrighted by the maker. Unauthorized use and/or duplication of this material or images/photographs without express and written permission from maker and/or owner is strictly prohibited.